

Heavy Duty Dog Crates

Heavy duty dog crate, also called heavy duty dog cage or dog cage with wheels, is composed of heavy duty square tube frames and welded mesh panel infills. This heavy duty square tube frame is much more stronger than the wire dog crate. So, it is mainly designed for those medium to large size or weight pets. Sliding plastic pans and silent universal wheels make it easy for cleaning and free moving. Though it is heavier than wire dog crate, it is still flexible.



ONE UNIT, ONE PACKAGE is ideal for easy selling and transporting for supermarkets, pet stores and online stores, including eBay & Amazon. **OEM & ODM SERVICE** can save your cost and get a competitive price in your local markets.



Heavy duty dog crate has everything you want to own:

- 100% commercial grade powder coating steel frame for corrosion and rust resistance.
- Non-toxic powder coating will not harm to pets.
- Free sliding & silent wheels permit carrying crate anywhere and stop immediately at satisfied place.
- Heavy duty tube frame structure withstands heavy impact from large pets.
- Small to X-Large crate sizes for almost all large weight & sizes pets.
- Sliding plastic pan is easy and convenient for dirty cleaning.
- Butterfly bolts are contained for easy assembly within several minutes.



Product Specifications

- **Material:** heavy duty galvanized steel tube and steel wire
- **Surface:** nontoxic black or hammerstone powder coating
- **Wire diameter:** 8–13 gauge
- **Square tube:** 0.6" × 0.6"
- **Bar spacing:** 1.5"
- **Floor bar spacing:** 0.45"
- **Available size:** 30", 37", 42" and 48"




Popular Crate Sizes

Item	Crate Sizes	Package
HDCS-S	30" L × 19" W × 25" H	1 PC/Carton
HDCS-M	37" L × 23" W × 30" H	1 PC/Carton
HDCS-L	42" L × 30" W × 35" H	1 PC/Carton
HDCS-XL	48" L × 31" W × 37" H	1 PC/Carton

Any special sizes can be freely customized according to customers' requirements.

Just feel free to CONTACT US.

OPTIONAL SURFACE




OPTIONAL LOCK






EASY ASSEMBLY

Butterfly bolts make it easy for assembly within several minutes



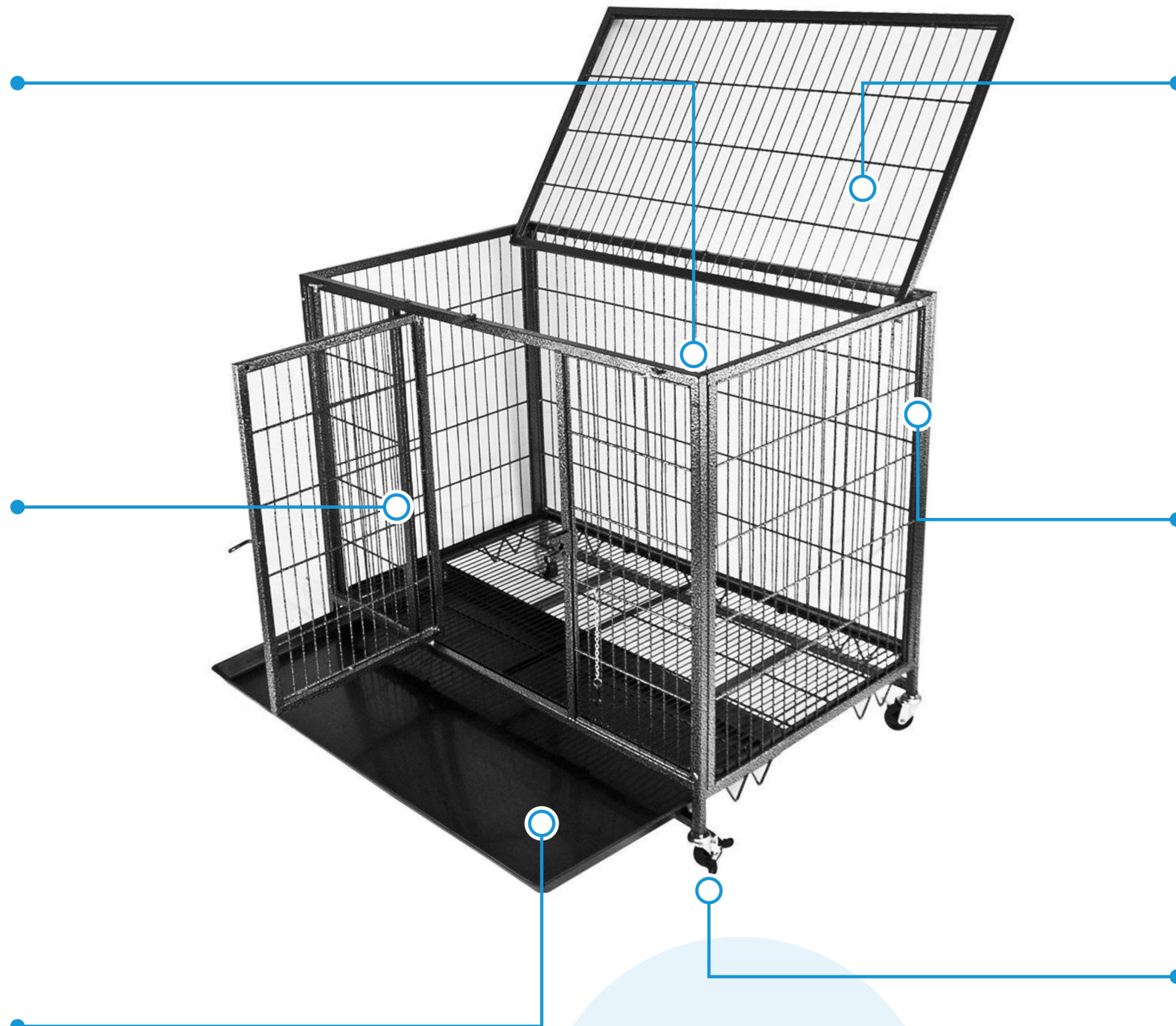
ESCAPE PROOF LOCK

Unique design lock are unreachable and it can prevent opening during pet moving



EASY CLEANING PAN

Sliding plastic pans can help clean dirties easily and keep healthy and clean



TOP OPENING

Top opening allows owner playing with their lovely pets



HEAVY DUTY FRAME

Keep pets safe in the crate and escape proof



360° MOVING SILENT WHEEL

Free & silent moving and stop immediately on satisfied place